


**MANSFIELD PUBLIC SCHOOLS**  
**Allergy and Anaphylaxis Emergency Plan**

Student: \_\_\_\_\_ Date of birth: \_\_\_\_/\_\_\_\_/\_\_\_\_

Grade: \_\_\_\_\_ Teacher/Team/YOG: \_\_\_\_\_

Allergy to: \_\_\_\_\_

Student has asthma:  Yes  No



**ATTENTION:**

- If checked, give epinephrine IMMEDIATELY if the allergen was eaten, for **ANY** symptoms
- If checked, give epinephrine IMMEDIATELY if the allergen was eaten, **EVEN IF NO** symptoms are apparent

<p><b>Severe Allergic Reaction and Anaphylaxis:</b> </p> <p><b>What to look for:</b></p> <p>If student has ANY of these severe symptoms after exposure to allergen, <b>give epinephrine:</b></p> <ul style="list-style-type: none"> <li>Shortness of breath, wheezing, or coughing</li> <li>Skin color is pale or has a bluish color</li> <li>Weak pulse</li> <li>Fainting or dizziness</li> <li>Tight or hoarse throat</li> <li>Trouble breathing or swallowing</li> <li>Swelling of lips or tongue that bother breathing</li> <li>Vomiting or diarrhea (if severe or combined with other symptoms)</li> <li>Many hives or redness over body</li> <li>Feeling of "doom," confusion, altered consciousness, or agitation</li> </ul>	<p><b>GIVE EPINEPHRINE!</b></p> <p><b>What to do:</b></p> <ol style="list-style-type: none"> <li>1. Inject epinephrine right away! Note the time when epinephrine was given.</li> <li>2. Call 911. Tell EMS when epinephrine was given.</li> <li>3. Stay with student.</li> <li>4. Call School Nurse and/or Parent/Guardian</li> <li>5. <b>DO NOT USE OTHER MEDICINES IN PLACE OF EPINEPHRINE!</b> Nurse may give other medicine if prescribed which may include antihistamines or inhaler/bronchodilator</li> <li>6. Staff member will accompany student to ER if parent/guardian not available</li> </ol>
---	---

<p><b>Mild Allergic Reaction: What to look for:</b> </p> <div style="display: flex; justify-content: space-around; align-items: flex-start;"> <div style="text-align: center;"> <p><b>NOSE</b> Itchy or runny nose, sneezing</p> </div> <div style="text-align: center;"> <p><b>MOUTH</b> Itchy mouth</p> </div> <div style="text-align: center;"> <p><b>SKIN</b> A few hives, mild itch</p> </div> <div style="text-align: center;"> <p><b>GUT</b> Mild nausea or discomfort</p> </div> </div> <p>If the student has <b>ONE</b> mild symptom from body systems pictured above, monitor student.</p>	<p><b>MONITOR STUDENT!</b></p> <p><b>What to do:</b></p> <p>Stay with student and:</p> <ul style="list-style-type: none"> <li>Watch child closely</li> <li>Call School Nurse</li> <li>School Nurse give additional medications</li> <li>Call parents/guardians</li> <li>If symptoms of severe allergic reaction develop or <b>MORE THAN ONE SYSTEM INVOLVED</b>, use epinephrine (See Severe Allergic Reaction...)</li> </ul>
--	---

Medicines/Doses:  
 Epinephrine, intramuscular to outer thigh: \_\_\_\_\_ Dose:  0.15 mg  0.30mg

Other medication to be given after epinephrine: \_\_\_\_\_

Medication to be given for mild symptom: \_\_\_\_\_

**Patient may self-administer epinephrine:**  YES  NO

**Patient may carry medications:**  YES  NO

Parent/Guardian Contact Information:

Name: \_\_\_\_\_ Relationship: \_\_\_\_\_

Phone: Home: \_\_\_\_\_ Cell: \_\_\_\_\_ Work: \_\_\_\_\_

Parent/Guardian Authorization/Signature: \_\_\_\_\_ Date: \_\_\_\_\_

Physician/Provider Authorization/Signature: \_\_\_\_\_ Date: \_\_\_\_\_

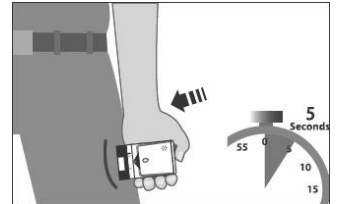
# MANSFIELD PUBLIC SCHOOLS

## Allergy and Anaphylaxis Emergency Plan

- Parent signature permits the nurse to administer this medication, communicate with the named physician relative to the diagnosis and share this information with school staff or Emergency Medical personnel.
- Your signature also gives the nurse permission to delegate epinephrine administration to trained unlicensed school personnel if a nurse is not immediately available (such as a teacher while on a field trip).
- Signature also denotes understanding that it is parent responsibility to pick-up medication when it is no longer needed at school and that medication will be properly disposed of after its expiration date or on the last day of school year.

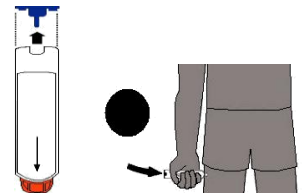
### HOW TO USE AUVI-Q® (EPINEPHRINE INJECTION, USP), KALEO

1. Remove Auvi-Q from outer case.
2. Pull off red safety guard.
3. Place black end of Auvi-Q against the middle of the outer thigh
4. Press firmly, and hold in place for 2 seconds.
5. Call 911 and get emergency medical help right away.



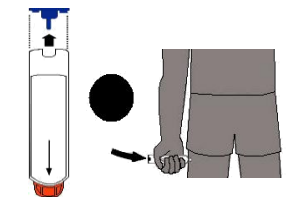
### HOW TO USE EPIPEN® AND EPIPEN JR® (EPINEPHRINE) AUTO-INJECTOR, MYLAN

1. Remove the EpiPen® or EpiPen Jr® Auto-Injector from the clear carrier tube.
2. Grasp the auto-injector in your fist with the orange tip (needle end) pointing downward.
3. With your other hand, remove the blue safety release by pulling straight up.
4. Swing and push the auto-injector firmly into the middle of the outer thigh until it "clicks".
5. Hold firmly in place for 3 seconds (count slowly 1, 2, 3).
6. Remove and massage the injection area for 10 seconds.
7. Call 911 and get emergency medical help right away.



### HOW TO USE EPINEPHRINE INJECTION (AUTHORIZED GENERIC OF EPIPEN®), USP AUTO-INJECTOR

1. Remove the epinephrine auto-injector from the clear carrier tube.
2. Grasp the auto-injector in your fist with the orange tip (needle end) pointing downward.
3. Swing and push the auto-injector firmly into the middle of the outer thigh until it 'clicks'.
4. Hold firmly in place for 3 seconds (count slowly 1, 2, 3).
5. Remove and massage the injection area for 10 seconds.
6. Call 911 and get emergency medical help right away.



### HOW TO USE IMPAX EPINEPHRINE INJECTION (AUTHORIZED GENERIC OF ADRENACLICK®), USP AUTO-INJECTOR, IMPAX LABORATORIES

1. Remove epinephrine auto-injector from its protective carrying case.
2. Pull off both blue end caps: you will now see a red tip.
3. Grasp the auto-injector in your fist with the red tip pointing downward.
4. Put the red tip against the middle of the outer thigh at a 90-degree angle, perpendicular to the thigh.
5. Press down hard and hold firmly against the thigh for approximately 10 seconds.
6. Remove and massage the area for 10 seconds.
7. Call 911 and get emergency medical help right away.



#### ADMINISTRATION AND SAFETY INFORMATION FOR ALL AUTO-INJECTORS:

- Do not put your thumb, fingers or hand over the tip of the auto-injector or inject into any body part other than mid-outer thigh. In case of accidental injection, go immediately to the nearest emergency room.
- If administering to a young child, hold their leg firmly in place before and during injection to prevent injuries.
- Epinephrine can be injected through clothing if needed.
- Call 911 immediately after injection.

**DO NOT HESITATE TO ADMINISTER MEDICATION OR CALL 911  
EVEN IF PARENTS OR SCHOOL NURSE CANNOT BE REACHED!**